



DRF 270-420 DRF 270-420 IVR

Oil-injected screw
Compressors
Fixed & Variable Speed

Solid, simple, smart.
Advanced reliability in
compressed air





DRF - Gearbox driven - Fixed Speed

DRF IVR - Gearbox driven - Variable Speed

Compressed air drives your company. Consequently, choosing the right compressor is crucial. Going for our DRF range of highly adapted oil-injected screw compressors is a choice you will not regret. Bring some fresh air into your company and enjoy the strong performance and high efficiency that comes with it.

User benefits

Simple Installation

- Compact and all in one system
- Innovative design
- Easy and fully protected transport

Solid Quality

- Outstanding and first-class components
- Highly reliable gearbox transmission
- Separate oil and air coolers resulting in less thermal shocks and a longer lifetime
- Perfect air filtration and cooling even in harsh conditions up to 46°C
- Full automatic control
- High quality and heavy duty motor

Easy Maintenance and Accessibility

- Excellent accessibility to service components thanks to multiple service doors
- Easy access to the coolers
- Easy oil level checks
- Easy and quick check up thanks to service door and controller
- Service and cleaning is a one person job

Saving of costs

- Designed for low energy consumption and life cycle cost
- Optimal energy efficiency with integrated IVR and Energy Recovery options
- Long service intervals for lower maintenance costs and higher uptime



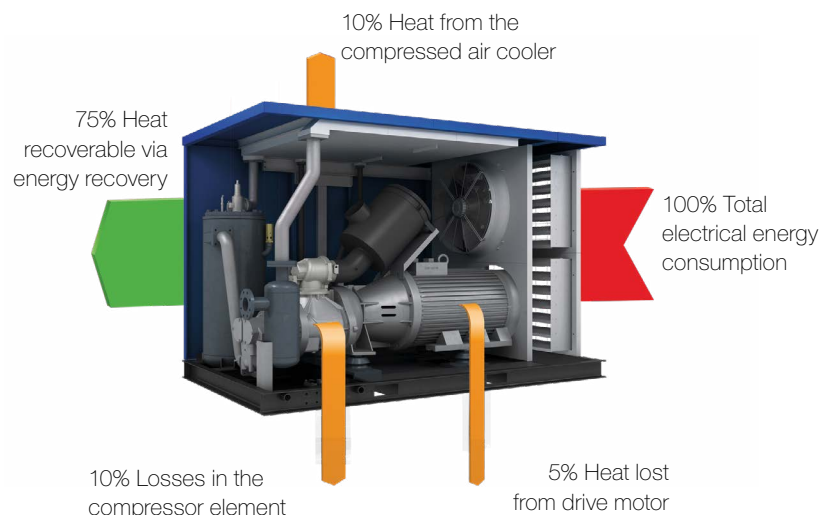
The Ceccato DRF comes in a range spanning from 132 up to 315kW with fixed speed (load-unload) control or variable speed (IVR) control. Energy costs and your specific requirements will help you choose the most suitable compressor for your application. Whatever model you choose, high standard components guarantee performance and design synergy ensures the easy operation you are looking for.

Variable speed control Frequency inverter regulation (IVR)

A frequency driven compressor has a working pattern with lower peaks and a smoother air profile. This is achieved by controlling the air delivery and producing only the amount of air required for the customer's application at a specific moment. The net pressure is maintained by use of a frequency inverter. As a result, the compressor consumes only the energy needed, making it very cost efficient.

Optimize your energy consumption with energy recovery

When air is compressed, heat is formed. The excess heat can be captured with an energy recovery option and channeled to other applications allowing you to save energy and cut costs. The energy recovery option integrates a heat exchanger on the oil circuit, which heats up the continuously pressurized water flow. The system is regulated automatically, and in case of limited water cooling capacity, the standard cooling system of the compressor will operate and back up the energy recovery device.




YOUR ENERGY EFFICIENT AND SOLID PERFORMANCE

»» DRF 270 - 420 DRF 270 - 420 IVR

Gearbox driven compressors are suitable for use with a variety of constant speed or variable speed drivers. Local energy costs and application requirements will determine the most economical method of drive for your application. Choosing the heavy duty gearbox solution offers you:

- Higher performance for less energy consumption
- Lower maintenance cost
- No transmission losses
- No belt tensioning



»» Components

- | | |
|-----------------------------------|--|
| 1 IE3 Premium Efficiency motor | 6 In house designed oil separator vessel |
| 2 Gear driven transmission | 7 Standard water separator drain |
| 3 Air end | 8 Cooling fan |
| 4 Standard enclosed intake filter | 9 Separate air/oil coolers |
| 5 Intelligent controller | |

GEARBOX DRIVEN - FIXED & VARIABLE SPEED



Technical data

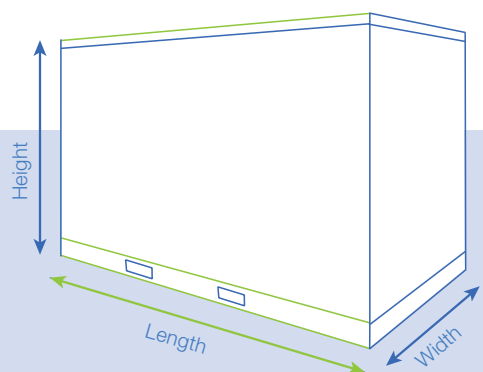
Fixed speed version	Max working pressure	Reference working pressure	Free air delivery @ reference conditions*			Motor power		Noise level **	Weight	Compressed air output diameter	Dimensions LxWxH
			m ³ /h	l/s	cfm	kW	hp				
Model	bar	bar	m³/h	l/s	cfm	kW	hp	dB(A)	kg	"	mm
DRF 270	7	7	2056	571	1210	200	270	79	3950	DN100	3525 x 1755 x 2005
	8	8	1987	552	1170						
	10	10	1818	505	1070						
	13	13	1616	449	951						
DRF 340	7	7	2491	692	1466	250	340	80	4170	DN100	3525 x 1755 x 2005
	8	8	2358	655	1388						
	10	10	2250	625	1324						
	13	13	1966	546	1157						
DRF 271	7	7	2351	653	1384	200	270	77	5200	DN125	4800 x 2155 x 2275
	8	8	2203	612	1297						
	10	10	1998	555	1176						
DRF 341	7	7	2765	768	1627	250	340	77	5350	DN125	4800 x 2155 x 2275
	8	8	2538	705	1494						
	10	10	2362	656	1390						
DRF 420	7	7	3139	872	1848	315	420	78	6380	DN125	5100 x 2155 x 2275
	8	8	3136	871	1845						
	10	10	2894	804	1704						

Inverter driven version	Max working pressure	Reference working pressure	Free air delivery @ reference conditions*			Motor power		Noise level **	Weight	Compressed air output diameter	Dimensions LxWxH
			m ³ /h	l/s	cfm	kW	hp				
Model	bar	bar	m³/h	l/s	cfm	kW	hp	dB(A)	kg	"	mm
DRF 270 IVR	7	7	616-2056	171-571	362-1210	200	270	79	4320	DN100	3605 x 2105 x 2020
	8	8	598-1987	166-552	352-1170						
	10	10	547-1818	152-505	322-1070						
	13	13	486-1616	135-449	286-951						
DRF 340 IVR	7	7	749-2491	208-692	441-1466	250	340	80	4530	DN100	3605 x 2105 x 2020
	8	8	709-2358	197-655	417-1388						
	10	10	677-2250	188-625	398-1324						
	13	13	601-1966	167-546	354-1157						
DRF 271 IVR	7	7	706-2351	196-653	415-1384	200	270	77	5550	DN125	4800 x 2155 x 2275
	8	8	659-2203	183-612	388-1297						
	10	10	601-1998	167-555	354-1176						
DRF 341 IVR	7	7	828-2765	230-768	487-1627	250	340	77	5750	DN125	4800 x 2155 x 2275
	8	8	763-2538	212-705	449-1494						
	10	10	709-2362	197-656	417-1390						
DRF 420 IVR	7	7	943-3139	262-872	555-1848	315	420	78	6900	DN125	5100 x 2155 x 2275
	8	8	940-3136	261-871	553-1845						
	10	10	868-2894	241-804	511-1704						


*Unit performance measured according to ISO 1217, Annex C, latest edition.

** Noise level measured according to ISO 2151.

All technical data for air-cooled machines, 50 Hz. For technical data of water-cooled machines, please contact your local sales force.



SMART TECHNICAL ADVANTAGES



THE TROUBLE FREE PERFORMANCE YOU ARE LOOKING FOR

- In-house designed air ends for optimal reliability and long life
- Increased Free Air Delivery (FAD) and low energy consumption
- Gearbox technology ensures efficient power transmission and high reliability

RELIABLE COMPONENT SELECTION

- In-house designed core components
- Key components as motors, inverters, electronics from reputable global suppliers



WATER SEPARATOR DRAIN

- Water separator drain as standard to remove excess water and protect downstream equipment




EASY OPERATION, ALWAYS IN CONTROL

The full range is equipped with the ES4000 ADVANCED:

- Constant pressure follow-up
- Wide choice of timers
- An integrated central controller
- Visualisation possibilities

SIMPLE MAINTENANCE

- Excellent accessibility to service components thanks to multiple service doors
- Separate air and oil cooler which reduces the thermal tension extending the lifetime of the coolers



Oil injected screw
compressors
Gearbox driven range
DRF & DRF IVR



- A high quality product offering you **technology you can trust**.
- Our products are **easy to use** and guarantee high **reliability**.
- Distributors are always nearby ensuring **availability** of both products and support.
- Choosing our high performance products entails a **partnership** that will boost your business.
- Safeguarding long-term productivity through optimal **serviceability** and use of original parts.



Care. Trust. Efficiency.

Care.

Care is what service is all about: professional service by knowledgeable people, using high-quality original parts.

Trust.

Trust is earned by delivering on our promises of reliable, uninterrupted performance and long equipment lifetime.

Efficiency.

Equipment efficiency is ensured by regular maintenance. Efficiency of the service organization is how Original Parts and Service make the difference.

© 2016, Ceccato. All rights reserved. All mentioned brands, product names, company names, trademarks and service marks are the properties of their respective owners. Our products are constantly being developed and improved. We thus reserve the right to modify product specifications without prior notice. Pictures are not contractually binding.

6999100381



Contact your local Ceccato representative now!

www.ceccato-compressors.com